CITY HALL & POLICE DEPARTMENT
CITY OF MONROE
206 WEST SHERMAN STREET
MONROE, IOWA 50170

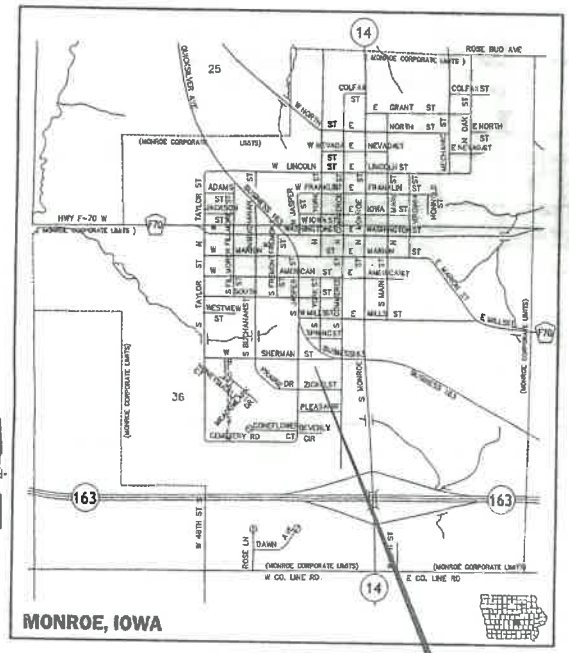

VICINITY MAP
NOT TO SCALE

PROJECT LOCATION

IOWA ONE CALL
1-800-292-8989
www.iowaonecall.com
811

DRAWING INDEX

NO.	DRAWING TITLE
T-1	INDEX AND TITLE SHEET
A-1	FLOOR & DIMENSION PLAN
A-2	ENLARGED FLOOR & ROOF PLAN
A-3	EXTERIOR ELEVATIONS
A-4	BUILDING SECTIONS
A-5	SECTIONS
A-6	INTERIOR ELEVATIONS
A-7	INTERIOR ELEVATIONS
A-8	SCHEDULES & REFLECTED CEILING PLAN & FINISHED FLOOR PLAN
S-1	FOUNDATION PLAN
S-2	ROOF FRAMING PLAN
S-3	SECTIONS
S-4	SECTIONS
S-5	NOTES
M-1	UNDERFLOOR PLUMBING PLANS
M-2	PLUMBING PLANS
M-3	HVAC PLAN
M-4	PLUMBING ENLARGED PLAN
M-5	HVAC ATTIC & ENLARGED PLANS
M-6	PLUMBING SCHEDULES
M-7	HVAC SCHEDULES
E-1	ELECTRICAL SITE PLAN
E-2	LIGHTING PLAN
E-3	POWER PLAN
E-4	ELECTRICAL SCHEMATIC AND SCHEDULES
E-5	ELECTRICAL DETAILS

I HEREBY CERTIFY THAT THIS ARCHITECTURAL DOCUMENT WAS PREPARED BY ME OR UNDER MY DIRECT PERSONAL SUPERVISION AND THAT I AM A DULY LICENSED PROFESSIONAL ARCHITECT UNDER THE LAWS OF THE STATE OF IOWA.
SIGNATURE:
NAME: TARA M. GOLDSBERRY, AIA
DATE: --/--/2026
MY LICENSE RENEWAL DATE IS JUNE 30, 2026
PAGES COVERED BY THIS SEAL: G-1, A-1, A-2, A-3, A-4, A-5, A-6, A-7, A-8

I HEREBY CERTIFY THAT THIS ENGINEERING DOCUMENT WAS PREPARED BY ME OR UNDER MY DIRECT PERSONAL SUPERVISION AND THAT I AM A DULY LICENSED PROFESSIONAL ENGINEER UNDER THE LAWS OF THE STATE OF IOWA.
SIGNATURE:
NAME: SEAN THOMAS BRINER
DATE: --/--/2026
MY LICENSE RENEWAL DATE IS DECEMBER 31, 2026
PAGES COVERED BY THIS SEAL: S-1, S-2, S-3, S-4, S-5

I HEREBY CERTIFY THAT THIS ENGINEERING DOCUMENT WAS PREPARED BY ME OR UNDER MY DIRECT PERSONAL SUPERVISION AND THAT I AM A DULY LICENSED PROFESSIONAL ENGINEER UNDER THE LAWS OF THE STATE OF IOWA.
SIGNATURE:
NAME: PAMELA K. REDDY, P.E.
DATE: --/--/2026
MY LICENSE RENEWAL DATE IS DECEMBER 31, 2026
PAGES COVERED BY THIS SEAL: M-1, M-2, M-3, M-4, M-5, M-6, M-7, E-1

I HEREBY CERTIFY THAT THIS ENGINEERING DOCUMENT WAS PREPARED BY ME OR UNDER MY DIRECT PERSONAL SUPERVISION AND THAT I AM A DULY LICENSED PROFESSIONAL ENGINEER UNDER THE LAWS OF THE STATE OF IOWA.
SIGNATURE:
NAME: JORDAN D. KAPPOS
DATE: --/--/2026
MY LICENSE RENEWAL DATE IS DECEMBER 31, 2026
PAGES COVERED BY THIS SEAL: E-2

I HEREBY CERTIFY THAT THIS ENGINEERING DOCUMENT WAS PREPARED BY ME OR UNDER MY DIRECT PERSONAL SUPERVISION AND THAT I AM A DULY LICENSED PROFESSIONAL ENGINEER UNDER THE LAWS OF THE STATE OF IOWA.
SIGNATURE:
NAME: JOHN M. MOKA
DATE: --/--/2026
MY LICENSE RENEWAL DATE IS JUNE 30, 2027
PAGES COVERED BY THIS SEAL: E-3

I HEREBY CERTIFY THAT THIS ENGINEERING DOCUMENT WAS PREPARED BY ME OR UNDER MY DIRECT PERSONAL SUPERVISION AND THAT I AM A DULY LICENSED PROFESSIONAL ENGINEER UNDER THE LAWS OF THE STATE OF IOWA.
SIGNATURE:
NAME: JACOB D. LACHA, P.E.
DATE: --/--/2026
MY LICENSE RENEWAL DATE IS DECEMBER 31, 2026
PAGES COVERED BY THIS SEAL: E-1, E-2, E-3, E-4, E-5

DATE	REVISIONS

SCALE: AS NOTED
DRAWN: T NOLTON
CHECKED: T GOLDSBERRY
APPROVED: T GOLDSBERRY
DATE: 09/23/26
ISSUED FOR: PRELIMINARY

VEENSTRA & KIMM INC.
A Reinhelder Company

MONROE CITY HALL & POLICE STATION
MONROE, IOWA

6775 Vista Drive ▪ West Des Moines, Iowa 50266-9305
515-225-8000 ▪ 515-255-7848(FAX) ▪ 1-800-241-8000

INDEX & TITLE SHEET

SHEET NO.
T-1

PROJECT 51022

PLOTTED: Tuesday, September 23, 2025 8:34:47 AM

X-REF'S: Shwrgs(T) LAYOUT REF
FILE PATH: \\vkdata\apps\autocad\eng\sub\sub_22\monroe\01\MONROE CITY HALL_POLICE_DEPT_PRO_ACAD\D_DESIGN\MONROE CH PD

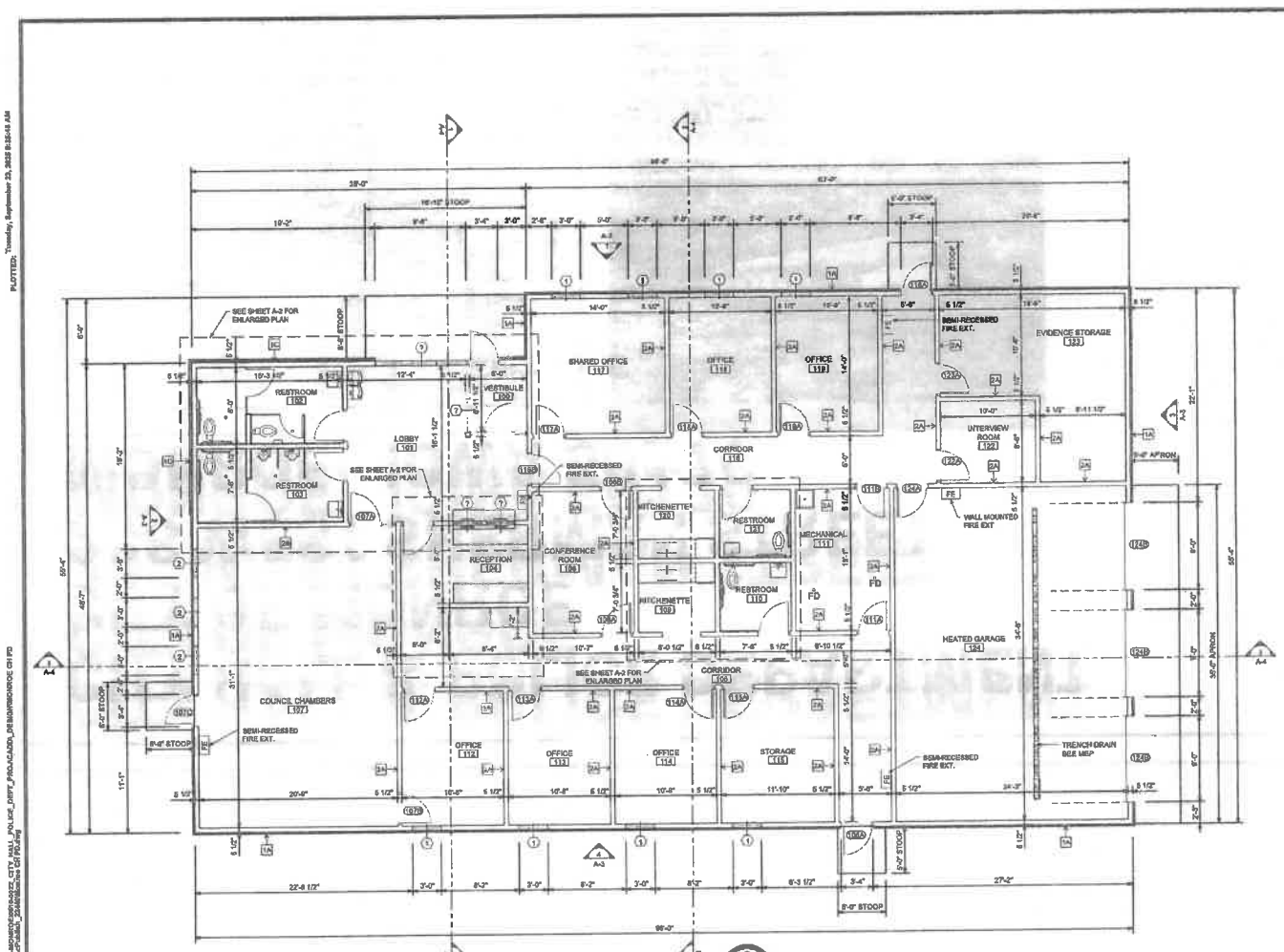

FLOOR & DIMENSION PLAN

GENERAL NOTES:

1. TOP OF SLAB ELEVATION = —.00 (+0'-0"). (VERIFY)
2. DIMENSIONS ARE NOMINAL.
3. ALL INTERIOR WALLS SHALL EXTEND TO BOTTOM OF ROOF TRUSS, UNLESS OTHERWISE NOTED.
4. DOOR FRAMES SHALL BE SET MINIMUM 2" CLEAR FROM FINISHED FACE OF PERPENDICULAR WALLS FOR HARDWARE CLEARANCE, IN OPEN POSITION, UNO.
5. SEE A-2 FOR ENLARGED RESTROOM PLAN
6. SOUND BATT INSULATION TYPICAL IN ALL INTERIOR WALLS AND MAY NOT BE SHOWN IN ALL PLANS OR SECTIONS FOR CLARITY.

LEGEND:

NAME 000 — ETC. REFERS TO ROOM, SEE ROOM SCHEDULE SHEET A-8

000 — ETC. REFERS TO DOOR SEE DOOR SCHEDULE, SHEET A-8

1 — ETC. REFERS TO WALL TYPE SEE BELOW

1 — ETC. REFERS TO WINDOW TYPE SEE SHEET A-8

+0'-0" LABEL — CALLOUT - ELEVATION MARK

W 00-00-00 E — ETC. REFERS TO INTERIOR ELEVATION SEE SHEET A-6, A-7

9 000 — ETC. REFERS TO EXTERIOR ELEVATION SEE SHEET A-3

9 0-0-0 / 9 0-0-0 — ETC. REFERS TO BUILDING SECTION SEE SHEET A-4

1 101 — ETC. REFERS TO ARCHITECTURAL DETAILS ON SHEETS A-6

1 — ETC. REFERS TO MECHANICAL LOUVRE OR FAN OPENING. SEE MEP. FOR LOCATION AND SIZE.

FE — FIRE EXTINGUISHER (2 TOTAL)

WALL TYPES:

ELEVATION

STUD WALL

1A: MTL PANEL SIDING
1" XPS INSULATION
WEATHER BARRIER
1/2" SHEATHING
2X8 WOOD STUDS AT 16" OC
R-19 BATT INSULATION
5/8" GYP. BD. INTERIOR
STONE VENEER BASE
TO 2'-10" SEE SECTIONS

1B: 1A IN LIEU OF STONE VENEER
BRICK VENEER BASE TO 10'-0"
SEE SECTIONS AND EXTERIOR ELEVATIONS

1C: 1B WITH 12"X24" WALL TILE
SEE INTERIOR ELEVATIONS
FOR LOCATION AND HEIGHT

2A: 2X6 STUDS AT 16" OC
5/8" GYP. BD. BOTH SIDES
W/ SOUND BATT INSULATION

2B: 2A WITH 12"X24" WALL TILE RESTROOM SIDE
SEE INTERIOR ELEVATIONS
FOR LOCATION AND HEIGHT

NOTE: SEE INTERIOR ELEVATIONS FOR WALL TILE IN KITCHENETTE

DATE	REVISIONS

SCALE: AS NOTED
DRAWN: T BOLTON
CHECKED: T SCHUERKEMPER
APPROVED: T SCHUERKEMPER
DATE: 10/28/2019
IMPRESSION: PRELIMINARY

VEENSTRA & KIMM INC.
A Kimley-Horn Company

MONROE CITY HALL & POLICE STATION
MONROE, IOWA

8775 Vista Drive • West Des Moines, Iowa 50266-9306
515-225-8000 • 515-225-7848(FAX) • 1-800-241-8000

FLOOR & DIMENSION PLAN

SHEET NO.
A-1

PROJECT 81833

PLOTTED: Tuesday, September 23, 2025 8:36:16 AM

S:\CIFS\ Monroe City Hall & Police Station\Projects\2018\081833_CITY_HALL_POLICE_DEPT_PROJ\CADD_DESIGN\RESIDOC CD\FD
FILE PATH: S:\Monroe\Projects\Land\Proj\081833_Construction Drawing

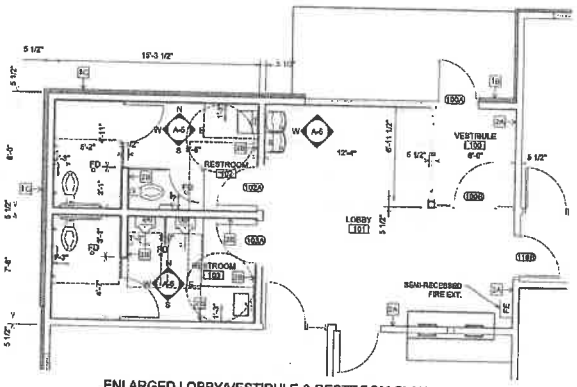

ENLARGED LOBBY/VESTIBULE & RESTROOM PLAN
1/4" = 1'-0"

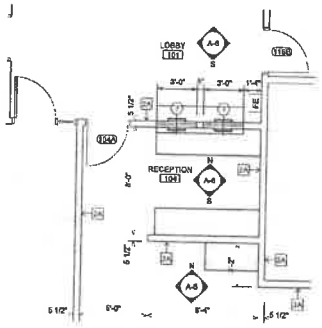

ENLARGED RECEPTION PLAN
1/4" = 1'-0"

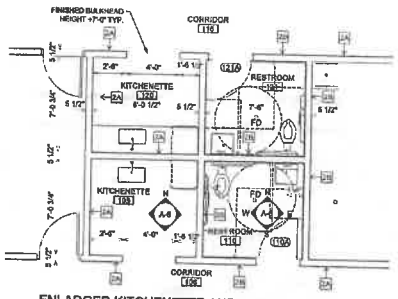

ENLARGED KITCHENETTE AND RESTROOM PLAN
1/4" = 1'-0"

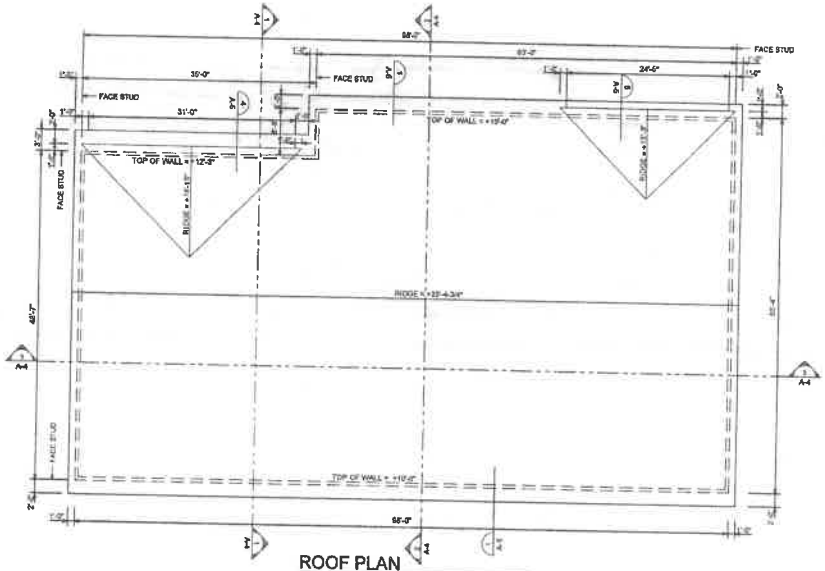

ROOF PLAN
1/8" = 1'-0"

DATE	REVISIONS

SCALE: AS NOTED
DRAWN: T. HOLTON
CHECKED: T. GOLDSBERRY
APPROVED: T. GOLDSBERRY
DATE: 06/30/2022
ISSUED FOR: PRELIMINARY

VEENSTRA & KIMM INC.
A Kleinfelder Company

MONROE CITY HALL & POLICE STATION
MONROE, IOWA

6775 Vista Drive • West Des Moines, Iowa 50266-8305
515-223-6000 • 515-256-7848(FAX) • 1-800-241-8000

ENLARGED PLANS & ROOF PLAN

SHEET NO. A-2

PROJECT 81022

PLOTTED: Tuesday, September 20, 2022 8:35:49 AM

X-REFS: Image: C:\TEMP\AcPublish_20448\Image\CITY HALL_POLICE_DEPT_PROJECT\DESIGN\MONROE CH PD
FILE PATH: C:\Users\tgoldsberry\AppData\Local\Temp\AcPublish_20448\Monroe CH PD.dwg

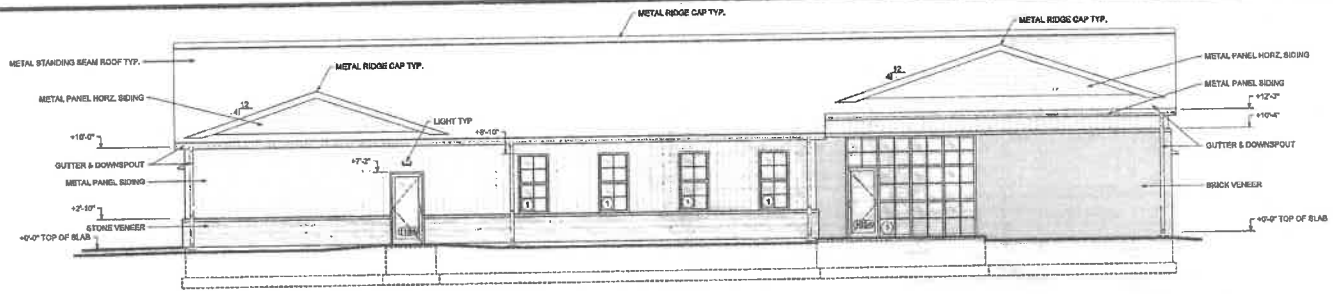

1 A-3 NORTH ELEVATION

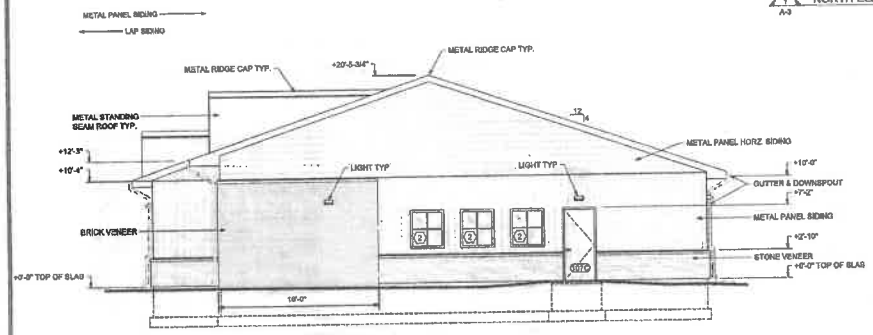

2 A-3 WEST ELEVATION

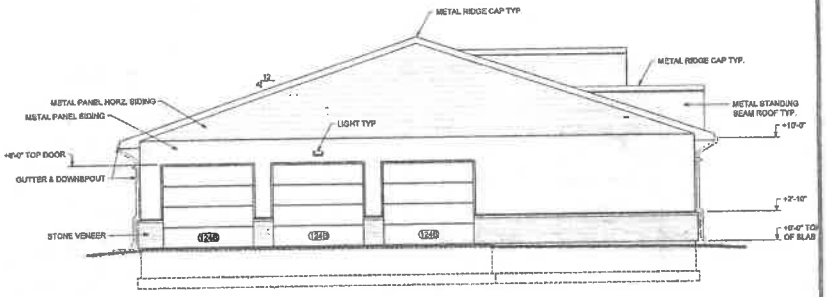

3 A-3 EAST ELEVATION

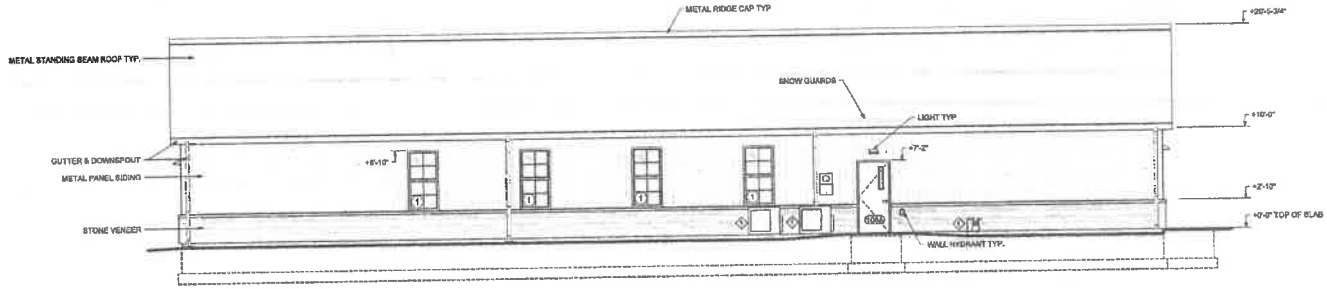

4 A-3 SOUTH ELEVATION

DATE	REVISIONS

SCALE AS NOTED
DRAWN T. WOLTON
CHECKED T. WOLTON/BRIAN
APPROVED T. WOLTON/BRIAN
DATE 09/15/2022
ISSUED FOR PRELIMINARY

VEENSTRA & KIMM INC.
A Kiesler/Adler Company

MONROE CITY HALL & POLICE STATION
MONROE, IOWA

6775 Vista Drive ■ West Des Moines, Iowa 50266-9305
515-225-8000 ■ 515-225-7848(FAX) ■ 1-800-241-8000

EXTERIOR ELEVATIONS

SHEET NO.
A-3

PROJECT 81022

PLOTTED: Tuesday, September 20, 2022 8:25:50 AM

X-REFS: [illegible]
FILE PATH: [illegible]

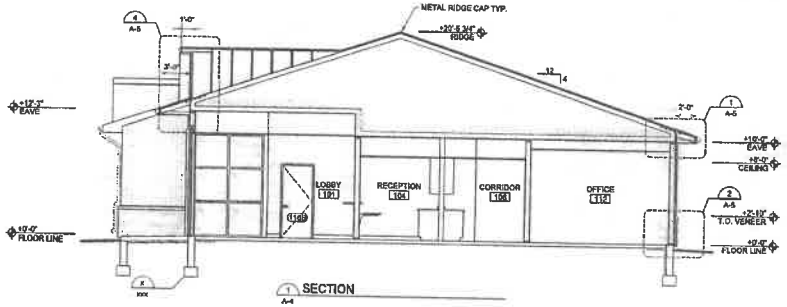

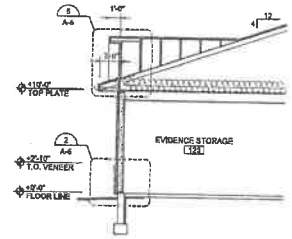

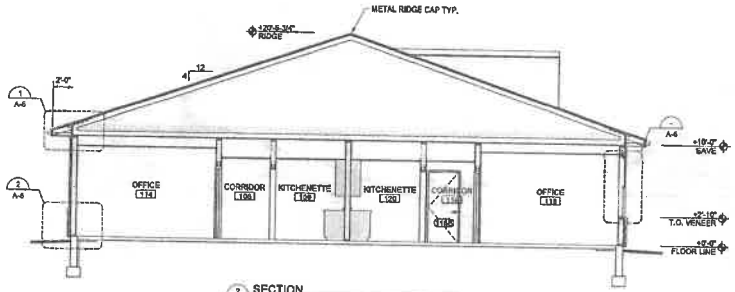

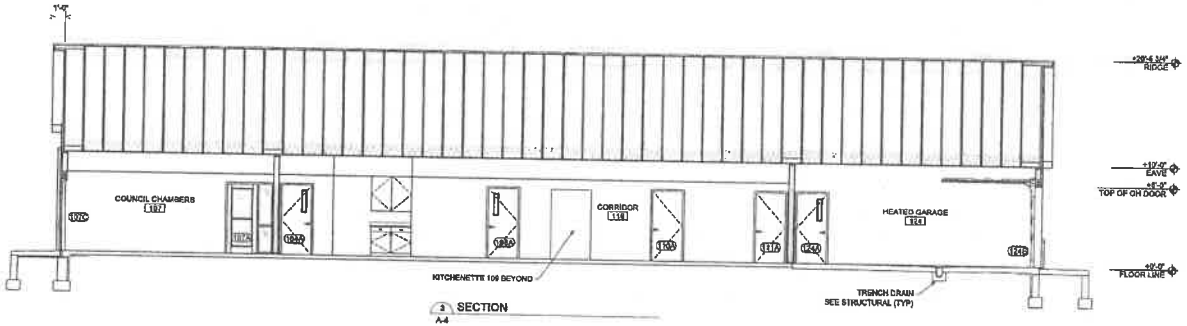

DATE	REVISIONS

SCALE: AS NOTED
DRAWN: T.WALTON
CHECKED: T.GOLDSBERRY
APPROVED: T.GOLDSBERRY
DATE: 09/23/25
ISSUED FOR: PRELIMINARY

VEENSTRA & KIMM INC.
A Kimley-Horn Company

MONROE CITY HALL & POLICE STATION
MONROE, IOWA

6775 Vista Drive • West Des Moines, Iowa 50266-5305
515-225-8000 • 515-256-7848(FAX) • 1-800-241-8090

BUILDING SECTIONS

SHEET NO. A-4

PROJECT 51022

PLOTTED: Tuesday, September 23, 2025 8:25:20 AM

X-REFS: Wm:\PROJECTS\51022\DWG\51022-2022_CITY HALL_POLICE_DEPT_PROJ\ACAD_DESIGN\MONROE CH PD
FILE PATH: \\veenstrakimm.local\appdata\b_2\ad\roaming\autodesk\revit\addins\2026\pyrevitlib\pyrevitlib.bundle

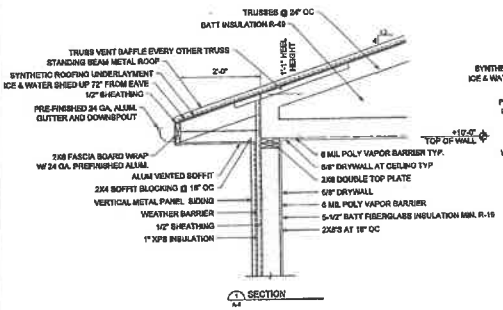

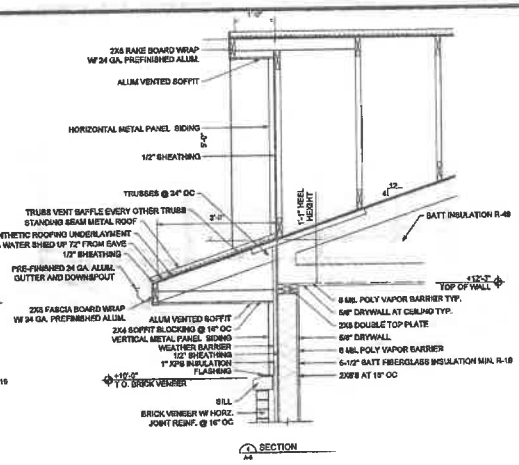

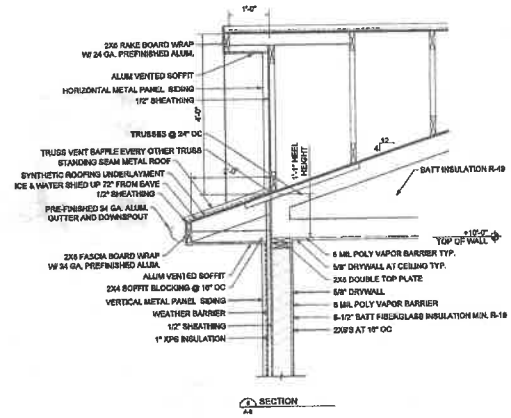

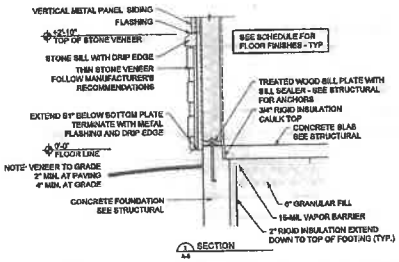

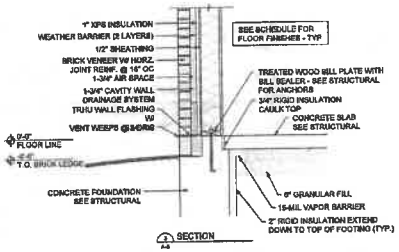

DATE	REVISIONS

SCALE: AS NOTED
DRAWN: T. HOLTON
CHECKED: T. HOLTON/BRADY
APPROVED: T. HOLTON/BRADY
DATE: 04/22/2022
ISSUED FOR: PRELIMINARY

VEENSTRA & KIMM INC.
A Kleinfelder Company

MONROE CITY HALL & POLICE STATION
MONROE, IOWA

6775 Vista Drive • West Des Moines, Iowa 50266-5305
515-225-8000 • 515-255-7848(FAX) • 1-800-241-8000

SECTIONS

SHEET NO.
A-5

PROJECT #1133

PLOTTED: Tuesday, September 23, 2025 9:25:01 AM

X-REFS: Monroe CH PD.dwg
PLE PATH: S:\veenstra\projects\Local\Temp\AcPublish_23416\Monroe CH PD.dwg

GENERAL NOTES

1. RESTROOM AND KITCHEN FIXTURES AND ACCESSORIES SHALL MEET ADA REQUIREMENTS. INSTALL AT REQUIRED HEIGHT AND LOCATIONS.
2. SEE SPECIFICATIONS FOR FIXTURE TYPE INFORMATION
3. SEE SHEET ( ) FOR PLUMBING FIXTURE TYPES
4. G.C. TO PROVIDE CONCEALED BACKING FOR PLUMBING FIXTURES AND ACCESSORIES AS REQ'D PER MANUF. INSTALLATION REQUIREMENTS

LEGEND:

TA-X — ETC. REFERS TO TOILET ACCESSORY NUMBER AS SPECIFIED IN SECTION 10800 - TOILET AND BATH ACCESSORIES. INSTALL ACCESSORIES IN LOCATION TO MEET IBC CODE REQUIREMENTS.

ALL RESTROOM FIXTURES, COMPONENTS AND ACCESSORIES SHALL MEET ADA REQUIREMENTS.

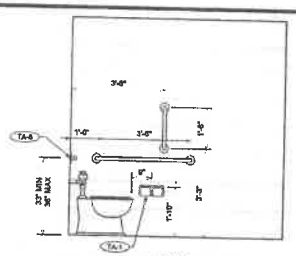

RESTROOM 102 WEST ELEVATION

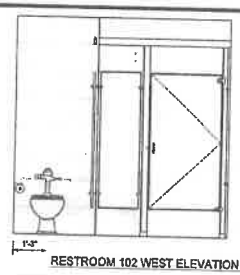

RESTROOM 102 WEST ELEVATION

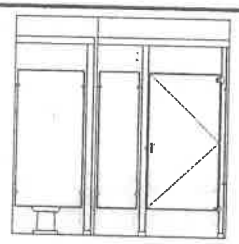
RESTROOM 102 WEST ELEVATION

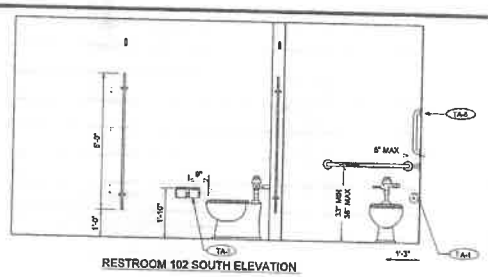

RESTROOM 102 SOUTH ELEVATION

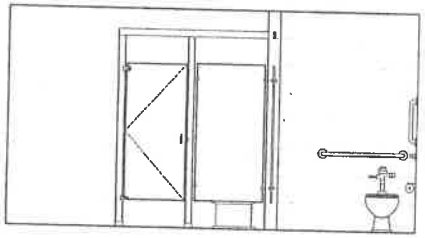
RESTROOM 102 SOUTH ELEVATION

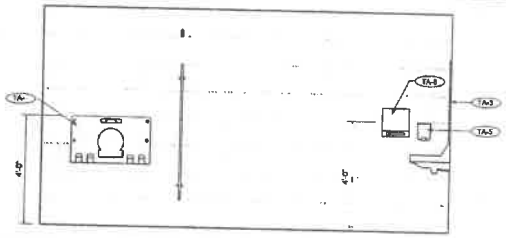

RESTROOM 102 NORTH ELEVATION

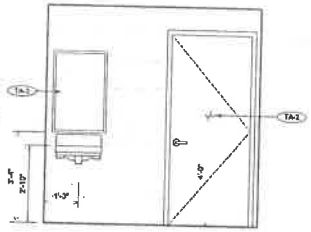

RESTROOM XXX SOUTH ELEVATION

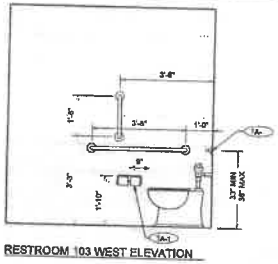

RESTROOM 103 WEST ELEVATION

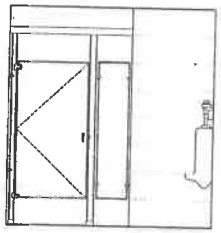
RESTROOM 103 WEST ELEVATION

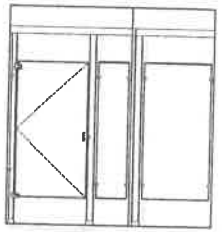
RESTROOM 103 WEST ELEVATION

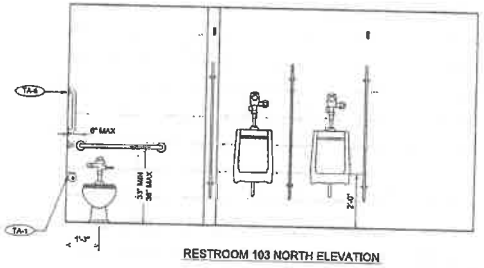

RESTROOM 103 NORTH ELEVATION

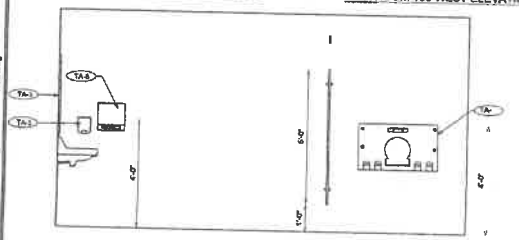

RESTROOM 103 SOUTH ELEVATION

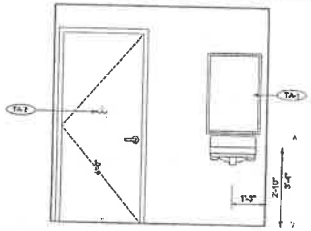

RESTROOM 103 EAST ELEVATION

DATE	REVISIONS

SCALE AS NOTED
DRAWN T WALTON
CHECKED T GOLDSBERRY
APPROVED T GOLDSBERRY
DATE 09/23/22
DESCRIPTION PRELIMINARY

VEENSTRA & KIMM INC.
A Kleinfelder Company

MONROE CITY HALL & POLICE STATION
MONROE, IOWA

8775 Vista Drive • West Des Moines, Iowa 50266-9305
515-225-8000 • 515-255-7648(FAX) • 1-800-241-8000

INTERIOR ELEVATIONS

SHEET NO. A-6

PROJECT 81022

PLOTTED: Tuesday, September 27, 2022 9:26:43 AM

X-REFS: Monroe CITY HALL-XREF
Monroe CITY HALL_POLICE_DEPT_PROJECADD_DESIGN\MONROE CH PD
FILE PATH: G:\Projects\Monroe CITY HALL_POLICE_DEPT_PROJECADD_DESIGN\MONROE CH PD

GENERAL NOTES

1. RESTROOM AND KITCHEN FIXTURES AND ACCESSORIES SHALL MEET ADA REQUIREMENTS. INSTALL AT REQUIRED HEIGHT AND LOCATIONS
2. SEE SPECIFICATIONS FOR FIXTURE TYPE INFORMATION
3. SEE SHEET ( ) FOR PLUMBING FIXTURE TYPES
4. G.C. TO PROVIDE CONCEALED BACKING FOR PLUMBING FIXTURES AND ACCESSORIES AS REQ'D PER MANUF. INSTALLATION REQUIREMENTS

LEGEND:

(TA-X) ETC. REFERS TO TOILET ACCESSORY NUMBER AS SPECIFIED IN SECTION 10800 - TOILET AND BATH ACCESSORIES. INSTALL ACCESSORIES IN LOCATION TO MEET IBC CODE REQUIREMENTS.

ALL RESTROOM FIXTURES, COMPONENTS AND ACCESSORIES SHALL MEET ADA REQUIREMENTS.

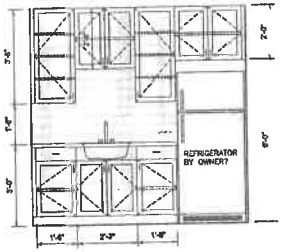

KITCHENETTE 109 NORTH ELEVATION
KITCHENETTE 120 SIMILAR

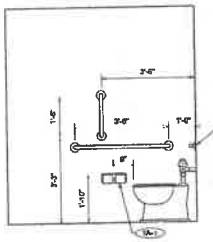

RESTROOM 110 WEST ELEVATION
RESTROOM 121 SIMILAR

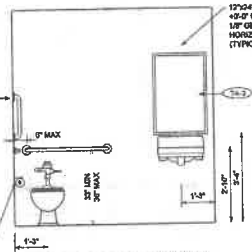

RESTROOM 110 NORTH ELEVATION
RESTROOM 121 SIMILAR

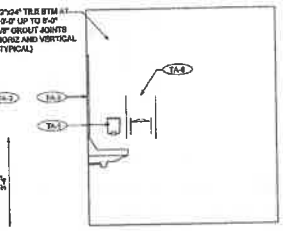

RESTROOM 110 EAST ELEVATION
RESTROOM 121 SIMILAR

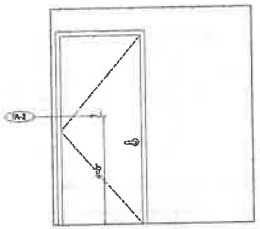

RESTROOM 110 SOUTH ELEVATION
RESTROOM 121 SIMILAR

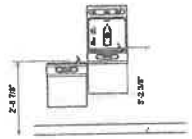

DRINKING FOUNTAIN - LOBBY 101

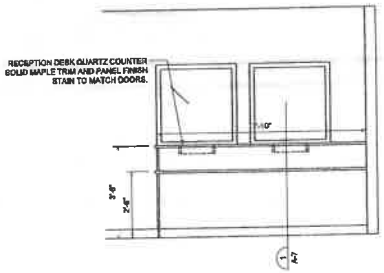

RECEPTION 104 NORTH ELEVATION

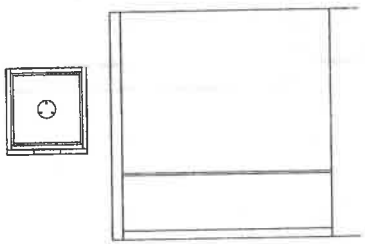

RECEPTION 104 SOUTH ELEVATION

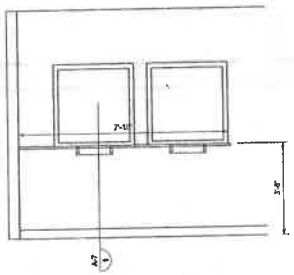

LOBBY 101 SOUTH ELEVATION

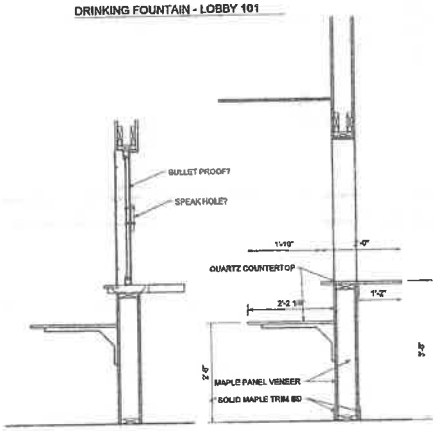

1 SECTION
A-7

DATE	REVISIONS

SCALE: AS NOTED
DRAWN: T HOLTON
CHECKED: T DOLESHAUSKY
APPROVED: T DOLESHAUSKY
DATE: 09/23/22
SEALED FOR: PRELIMINARY

VEENSTRA & KIMM INC.
A Rolandolor Company

MONROE CITY HALL & POLICE STATION
MONROE, IOWA

6775 Vista Drive • West Des Moines, Iowa 50266-8305
515-225-8000 • 515-255-7848(FAX) • 1-800-241-8000

INTERIOR ELEVATIONS

SHEET NO. A-7

PROJECT 81022

PLOTTED: Tuesday, September 25, 2018 9:15:53 AM

X-REFS: Mapping CIVIL2D_XREF
FILE PATH: V:\CAD\Projects\Monroe\MONROE\81022_CITY HALL POLICE_DEPT_PROJECA\2D_DESIGN\MONROE CH PD

ROOM FINISH SCHEDULE

ROOMS #	NAMES	FLOOR MATERIAL	BASE MATERIAL	WALL FINISH/MATERIAL NORTH	EAST	SOUTH	WEST	CEILINGS MATERIAL	HEIGHT	NOTES
100	VESTIBULE	LVT	VBI	GYP-PT	GYP-PT	GYP-PT	GYP-PT	ACT	10'-0"	1
101	LOBBY	LVT	VBI	GYP-PT	GYP-PT	GYP-PT	GYP-PT	ACT	10'-0"	1
102	RESTROOM	LVT	TILE	TILE	TILE/GYP-PT	TILE/GYP-PT	TILE/GYP-PT	GYPSUM	8'-0"	1, 3
103	RESTROOM	LVT	TILE	TILE	TILE/GYP-PT	TILE/GYP-PT	TILE/GYP-PT	GYPSUM	8'-0"	1, 3
104	RECEPTION	LVT	VBI	GYP-PT	GYP-PT	GYP-PT	GYP-PT	ACT	8'-0"	1
106	CORRIDOR	LVT	VBI	GYP-PT	GYP-PT	GYP-PT	GYP-PT	ACT	8'-0"	1
107	COUNCIL CHAMBERS	CARPET	VBI	GYP-PT	GYP-PT	GYP-PT	GYP-PT	ACT	8'-0"	1
108	CONFERENCE ROOM	CARPET	VBI	GYP-PT	GYP-PT	GYP-PT	GYP-PT	ACT	8'-0"	1
109	KITCHENETTE	LVT	VBI	GYP-PT	GYP-PT	GYP-PT	GYP-PT	ACT	8'-0"	1
110	RESTROOM	LVT	TILE	TILE	TILE/GYP-PT	TILE/GYP-PT	TILE/GYP-PT	ACT	8'-0"	1
111	MECHANICAL	CONCRETE	VBI	GYP-PT	GYP-PT	GYP-PT	GYP-PT	GYPSUM	8'-0"	1, 3
112	OFFICE	CARPET	VBI	GYP-PT	GYP-PT	GYP-PT	GYP-PT	ACT	8'-0"	1
113	OFFICE	CARPET	VBI	GYP-PT	GYP-PT	GYP-PT	GYP-PT	ACT	8'-0"	1
114	OFFICE	CARPET	VBI	GYP-PT	GYP-PT	GYP-PT	GYP-PT	ACT	8'-0"	1
115	STORAGE	LVT	VBI	GYP-PT	GYP-PT	GYP-PT	GYP-PT	ACT	8'-0"	1
116	CORRIDOR	LVT	VBI	GYP-PT	GYP-PT	GYP-PT	GYP-PT	ACT	8'-0"	1
117	SHARED OFFICE	CARPET	VBI	GYP-PT	GYP-PT	GYP-PT	GYP-PT	ACT	8'-0"	1
118	OFFICE	CARPET	VBI	GYP-PT	GYP-PT	GYP-PT	GYP-PT	ACT	8'-0"	1
119	OFFICE	CARPET	VBI	GYP-PT	GYP-PT	GYP-PT	GYP-PT	ACT	8'-0"	1
120	KITCHENETTE	LVT	VBI	GYP-PT	GYP-PT	GYP-PT	GYP-PT	ACT	8'-0"	1
121	RESTROOM	LVT	TILE	TILE	TILE/GYP-PT	TILE/GYP-PT	TILE/GYP-PT	GYPSUM	8'-0"	1, 3
122	INTERVIEW ROOM	LVT	VBI	GYP-PT	GYP-PT	GYP-PT	GYP-PT	ACT	8'-0"	1
123	EVIDENCE STORAGE	CONCRETE	VBI	GYP-PT	GYP-PT	GYP-PT	GYP-PT	ACT	8'-0"	1
124	HEATED GARAGE	CONCRETE	-	GYP-PT	GYP-PT	GYP-PT	GYP-PT	GYPSUM	8'-0"	1

SCHEDULE ABBREVIATIONS

LVT - LUXURY VINYL TILE
VBI - VINYL
TILE - CERAMIC TILE
GYP - GYPSUM BOARD
PT - PAINT
ACT - ACOUSTICAL CEILING
CMU - CONCRETE BLOCK

SCHEDULE NOTES

1. GYPSUM BOARD LID BOTTOM OF TRUSS CHORD
2. WALL TILE UP 48" A.F.F UNO
3. -

DOOR AND FRAME SCHEDULE

DOOR #	DOORS SIZE WIDTH	HEIGHT	THICKNESS	TYPE	MATERIAL	FINISH	GLASS	FRAMES TYPE	MATERIAL	FINISH	GLASS	HARDWARE	THRESHOLD	WEATHERSTRIPPING	LIMITERS/DOOR STOPS	NOTES
100A	3'-0"	7'-0"	1 3/4"	A	ALUM		FULL	1	ALUM		FULL	-	-	-	-	
100B	3'-0"	7'-0"	1 3/4"	A	ALUM		FULL	2	ALUM		FULL	-	-	-	-	
102A	2'-8"	7'-0"	1 3/4"	D	WOOD	PR		4	HM	PNT	-	-	-	-	-	
103A	3'-0"	7'-0"	1 3/4"	B	WOOD	PR		4	HM	PNT	-	-	-	-	-	
104A	2'-8"	7'-0"	1 3/4"	B	WOOD	PR	4G3S	4	HM	PNT	-	-	-	-	-	
104B	2'-8"	7'-0"	1 3/4"	B	WOOD, HM	PNT	4G3S	4	HM	PNT	-	-	-	-	-	
107A	3'-0"	7'-0"	1 3/4"	A	ALUM		FULL	3	ALUM		FULL	-	-	-	-	
107B	3'-0"	7'-0"	1 3/4"	B	WOOD	PR	4G3S	4	HM	PNT	-	-	-	-	-	
108A	3'-0"	7'-0"	1 3/4"	C	WOOD, HM	PNT		4	HM	PNT	-	-	-	-	-	
108B	3'-0"	7'-0"	1 3/4"	B	WOOD	PR	4G3S	4	HM	PNT	-	-	-	-	-	
109A	3'-0"	7'-0"	1 3/4"	B	WOOD	PR	4G3S	4	HM	PNT	-	-	-	-	-	
110A	3'-0"	7'-0"	1 3/4"	C	WOOD	PR		4	HM	PNT	-	-	-	-	-	
110B	3'-0"	7'-0"	1 3/4"	C	WOOD	PR		4	HM	PNT	-	-	-	-	-	
111A	3'-0"	7'-0"	1 3/4"	B	WOOD	PR	4G3S	4	HM	PNT	-	-	-	-	-	
111B	3'-0"	7'-0"	1 3/4"	B	WOOD	PR	4G3S	4	HM	PNT	-	-	-	-	-	
112A	3'-0"	7'-0"	1 3/4"	B	WOOD	PR	4G3S	4	HM	PNT	-	-	-	-	-	
113A	3'-0"	7'-0"	1 3/4"	D	WOOD	PR		4	HM	PNT	-	-	-	-	-	
114A	3'-0"	7'-0"	1 3/4"	A	ALUM		FULL	3	ALUM		FULL	-	-	-	-	
114B	3'-0"	7'-0"	1 3/4"	C	WOOD	PR		4	HM	PNT	-	-	-	-	-	
117A	3'-0"	7'-0"	1 3/4"	B	WOOD	PR	4G3S	4	HM	PNT	-	-	-	-	-	
118A	3'-0"	7'-0"	1 3/4"	B	WOOD	PR	4G3S	4	HM	PNT	-	-	-	-	-	
118B	3'-0"	7'-0"	1 3/4"	B	WOOD	PR	4G3S	4	HM	PNT	-	-	-	-	-	
119A	3'-0"	7'-0"	1 3/4"	B	WOOD	PR	4G3S	4	HM	PNT	-	-	-	-	-	
119B	3'-0"	7'-0"	1 3/4"	C	WOOD	PR		4	HM	PNT	-	-	-	-	-	
120A	2'-8"	7'-0"	1 3/4"	D	WOOD	PR		4	HM	PNT	-	-	-	-	-	
120B	2'-8"	7'-0"	1 3/4"	B	WOOD, HM	PNT		4	HM	PNT	-	-	-	-	-	
124A	8'-0"	8'-0"		D	THERMACORE			-	-		-	-	-	-	-	

SCHEDULE ABBREVIATIONS

HM - HOLLOW METAL
PR - PAINT
4G3S - 4 FRAMED GLASS
PNT - PAINT
OH - OVERHEAD DOOR

HARDWARE SCHEDULE - SEE SPECIFICATIONS

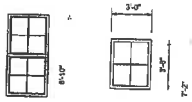

WINDOW ELEVATION TYPES

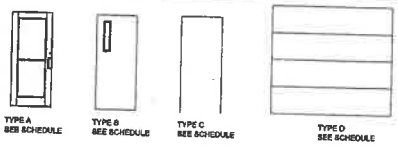

DOOR ELEVATION TYPES

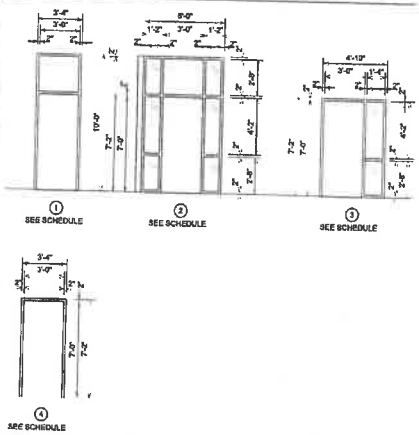

FRAME ELEVATION TYPES

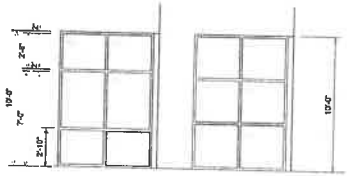

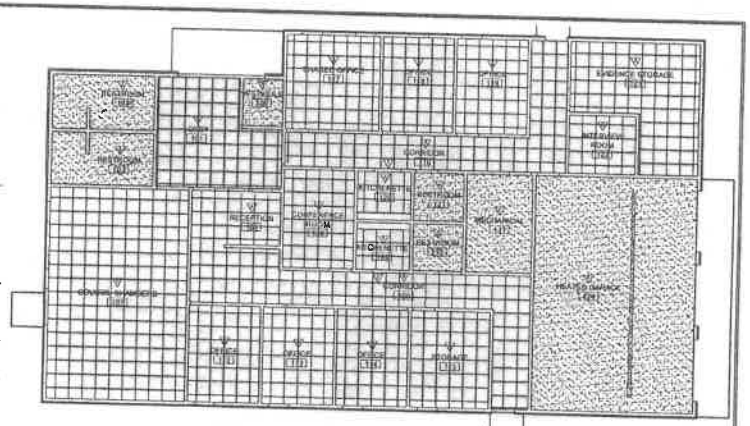

REFLECTED CEILING PLAN
1/8" = 1'-0"

CEILING HEIGHTS:

- LAY-IN CEILING AT 8'-0"
- GYPSUM BOARD CEILING AT BOTTOM OF TRUSS
- GYPSUM BULKHEAD @ 8'-0"

ALL PARTITION WALLS UP TO BOTTOM OF TRUSS
GYPSUM BOARD UP TO 8'-0" UNO.
ALL RESTROOM WALLS - GYPSUM BOARD TO BOTTOM OF TRUSS

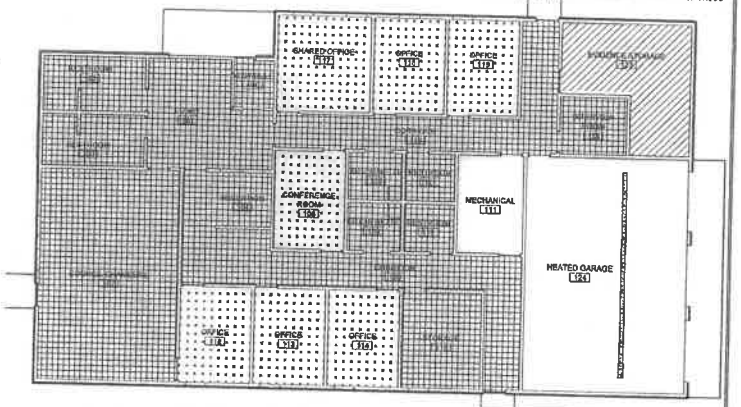

FINISHED FLOOR PLAN
1/8"=1'-0"

FLOOR FINISHES:

- SEALED CONCRETE
- LVT
- CARPET

DATE	REVISIONS

SCALE AS NOTED
DRAWN T HOLTING
CHECKED T GOLDSBERRY
APPROVED T GOLDSBERRY
DATE
ISSUED FOR PRELIMINARY

VEENSTRA & KIMM INC.
A Kimley-Horn Company

MONROE CITY HALL & POLICE STATION
MONROE, IOWA

6775 Vista Drive • West Des Moines, Iowa 50266-9305
515-225-8000 • 515-255-7648(FAX) • 1-800-241-8000

SCHEDULES, ACOUSTICAL AND FINISH PLANS

SHEET NO. A-8

PROJECT 51022

PLOTTED: Tuesday, September 23, 2025 9:25:54 AM
X-REFS: Monroe_CITY_HALL_POLICE_ASPT_PROJACADD_DESIGN\MONROE CITY HALL
FILE PATH: \\veenstra\projects\acad\proj\51022\Monroe_CITY_HALL_POLICE_ASPT_PROJACADD_DESIGN\MONROE CITY HALL

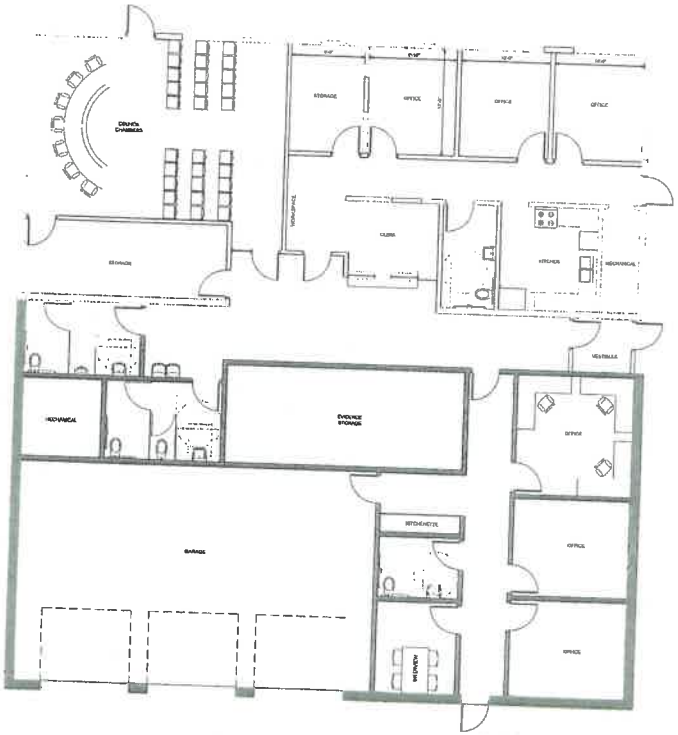

EXISTING	= 2,120 SF		$424,000
NEW OFFICE	= 1,976 SF		$492,500
NEW GARAGE	= 1,070 SF		$188,000
TOTAL	= 5,166 SF		$1,104,500

DATE	REVISIONS

SCALE: AS NOTED
DRAWN:
CHECKED:
APPROVED:
DATE: 6-27-2025
ISSUED FOR:

VEENSTRA & KIMM INC.

CITY HALL ADDITION
CITY OF MONROE, IOWA

862 White Street • Dubuque, Iowa 52001
515-845-3964 • 877-727-7703(WATS)

CONCEPTUAL REMODEL AND ADDITION PLAN

DWG. NO. 04

PROJECT

FILE PATH: W:\K-FILES\PROJ\HAR\5050\5050710-MONROE\5410-0032_CITY_HALL_POLICE_DEPT_PROJ\CADD_DESIGN\DOLD\MONROE CH-PD

PLOTTED: Wednesday, May 21, 2025 10:40:53 AM